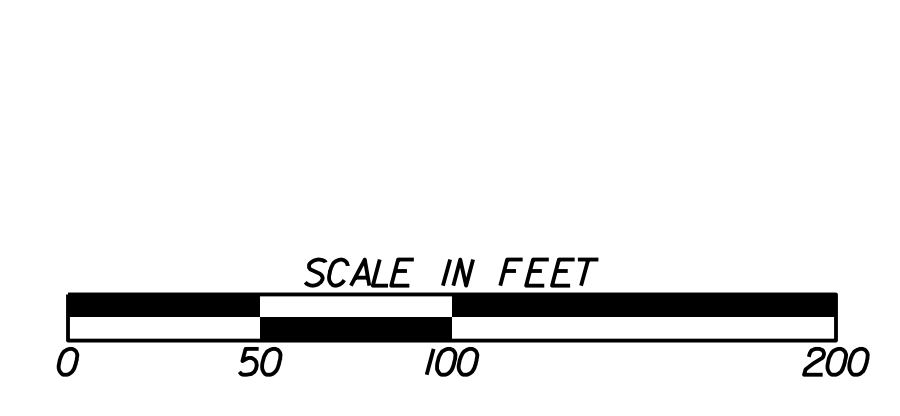


MATCH LINE - SEE SHEET 02

PROPERTY AND EXISTING R/W LINE  
 REQUIRED R/W LINE  
 CONSTRUCTION LIMITS  
 EASEMENT FOR CONSTR  
 & MAINTENANCE OF SLOPES  
 EASEMENT FOR CONSTR OF SLOPES  
 EASEMENT FOR CONSTR OF DRIVES

BEGIN LIMIT OF ACCESS.....BLA  
 END LIMIT OF ACCESS.....ELA  
 REQ'D LIMIT OF ACCESS  
 REQ'D LIMIT OF ACCESS & R/W  
 PAVEMENT RESURFACING  
 FULL DEPTH PAVEMENT CONSTRUCTION

**Keck+Wood**  
 COLLABORATION BY DESIGN  
 3090 Premiere Parkway, Suite 200  
 Duluth, GA 30097  
 (678) 417-4000 keckwood.com



REVISION DATES	

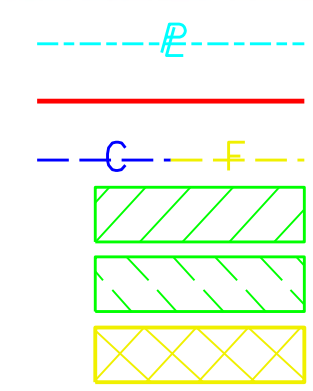
**CONCEPT LAYOUT**  
 INTERSECTION #22  
 ALTERNATIVE #1 - MARIETTA HIGHWAY  
 @ RIDGE ROAD/CANTERBURY RIDGE PARKWAY

CHECKED:	DATE:	DRAWING No.
BACKCHECKED:	DATE:	01
CORRECTED:	DATE:	
VERIFIED:	DATE:	

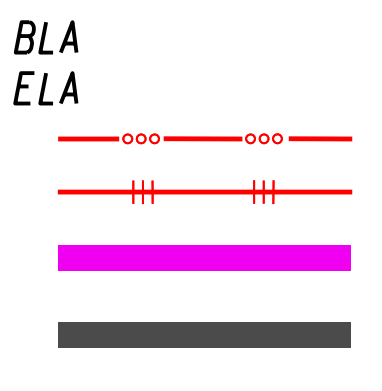
MATCH LINE - SEE SHEET 01



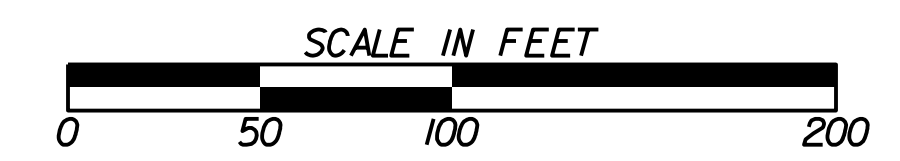
PROPERTY AND EXISTING R/W LINE  
 REQUIRED R/W LINE  
 CONSTRUCTION LIMITS  
 EASEMENT FOR CONSTR  
 & MAINTENANCE OF SLOPES  
 EASEMENT FOR CONSTR OF SLOPES  
 EASEMENT FOR CONSTR OF DRIVES



BEGIN LIMIT OF ACCESS.....BLA  
 END LIMIT OF ACCESS.....ELA  
 REQ'D LIMIT OF ACCESS  
 REQ'D LIMIT OF ACCESS & R/W  
 PAVEMENT RESURFACING  
 FULL DEPTH PAVEMENT CONSTRUCTION



**Keck+Wood**  
 COLLABORATION BY DESIGN  
 3090 Premiere Parkway, Suite 200  
 Duluth, GA 30097  
 (678) 417-4000 keckwood.com



REVISION DATES	

**CONCEPT LAYOUT**  
 INTERSECTION #22  
 ALTERNATIVE #1 - MARIETTA HIGHWAY  
 @ RIDGE ROAD/CANTERBURY RIDGE PARKWAY

CHECKED:	DATE:	DRAWING No.
BACKCHECKED:	DATE:	02
CORRECTED:	DATE:	
VERIFIED:	DATE:	