


2020 ANNUAL CITIZEN'S REPORT

ANNUAL REPORT TO THE CITIZENS OF
CHEROKEE COUNTY, GEORGIA FOR FISCAL YEAR 2020:
OCTOBER 1, 2019 – SEPTEMBER 30, 2020



- 3 About Cherokee County
- 4 Our Mission
- 5 2020 Happenings
- 6 Cherokee's Recognitions
- 7 Organizational Chart
- 8 Public Safety

- 9 Public Works
- 10 Recreation and Parks
- 11 Community Development/Industry Mix
- 12 Cherokee's Fund Balances
- 13 General Fund
- 14 Major Taxes Assessed by the County

- 15 Property Tax
- 16 Per Capita Comparisons
- 17 Financial Review of Fiscal Year
- 18 Revenues and Expenditures
- 19 Statement of Net Position
- 20 Capital Improvements

LETTER FROM THE CHAIRMAN

March 31, 2021

Citizens of Cherokee County, Georgia:

On behalf of the Cherokee County Board of Commissioners, I am pleased to present our annual Citizen's Report for Fiscal Year 2020 (FY20). This report is a summary of how your tax dollars and other revenues have been managed throughout the year. State law and local ordinances require that every general purpose local government publish a complete set of audited financial statements each fiscal year which is the Annual Comprehensive Financial Report (ACFR) . You may obtain a copy of the ACFR on our website www.cherokeega.com.

As part of our commitment to be transparent for our citizens, the Popular Annual Financial Report (PAFR) is published to summarize the County's financial activities. It provides an overview of our organizational structure, services offered to our citizens, and financial state. The information in this report is extracted from the County's Annual Comprehensive Financial Report. The PAFR is prepared by Cherokee County to increase public understanding and confidence in County government through an informal, easy, and user-friendly financial report.

Regards,

Harry

Harry Johnston

Chairman, Cherokee County Board of Commissioners



Harry Johnston



Steve West



Raymond Gunnin



Benny Carter



Cory Ragsdale

BOARD OF COMMISSIONERS

Chairman: Harry Johnston

Board of Commissioners

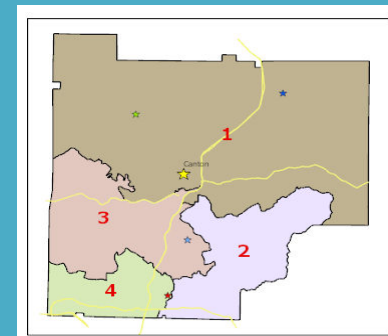
District 1: Steve West

District 2: Raymond Gunnin

District 3: Benny Carter

District 4: Cory Ragsdale

Term: 4 years



ABOUT CHEROKEE COUNTY



Cherokee County was formed in 1830 from lands previously held by the Cherokee Indians. The very name of the county honors the proud people who first settled here. We are perfectly located 30 miles north of Atlanta where "Metro Meets the Mountains". There are 5 main municipalities in Cherokee County: Canton, Woodstock, Ball Ground, Holly Springs, and Waleska.



| | |
|-------------------------------|---------|
| 2020 Population Estimate | 267,435 |
| 2011-2020 Population % Change | 22.52% |

Education Attainment:

- | | |
|-------------------------------|-------|
| • High School Graduate | 92.1% |
| • Bachelor's degree or higher | 38.2% |

| | |
|----------------------|--------|
| Median Family Income | 82,740 |
|----------------------|--------|

2020 Unemployment Rate:

- | | |
|-------------------|------|
| • United States | 7.9% |
| • Georgia | 6.2% |
| • Cherokee County | 4.1% |

| | |
|---------------------------|-------|
| Square Miles of Area | 434 |
| 2020 General Millage Rate | 5.212 |

Cherokee County ranked in Top 10 Georgia counties to live in 2020

- Holly Springs ranked the second Safest City in Georgia
- Money Magazine ranked Woodstock as the 17th Best Place to live in America
- Canton ranked in the Top 50 Most Diverse Suburbs in Georgia
- Ball Ground ranked in the Top 15 Best Places to Buy a House in Georgia
- Waleska is home to Reinhardt University, a four year college which also offers master's programs.

OUR MISSION

OUR GOAL

To preserve the **beauty, unique character,** and **desirability** of the Community where we **live, work,** and **play.**



OUR PROMISE

- **Listen** to you
- **Respect** your Rights
- **Represent** you with the highest standards of **ethics and integrity**



OUR COMMITMENT

- **Service Excellence & Continuous Improvement**
- Accelerate Infrastructure Improvements
- **State-of-the-art** Public Safety facilities, training, and personnel
- **Fiscal Responsibility & Conservative** planning to maintain the lowest tax rates in the ARC Metro Atlanta area.

ELECTED OFFICIALS

APPOINTED OFFICIALS

County Manager
County Clerk
County Attorney

Jerry W. Cooper
Christy Black
Angela Davis, Jarrard & Davis LLP

Sheriff
Tax Commissioner
District Attorney
Chief Judge
Superior Court Judge
Superior Court Judge
Clerk of Superior Court
State Court Judge
State Court Judge
State Court Judge
Juvenile & Family Court Judge
Juvenile & Family Court Judge
State Court Solicitor
Magistrate Court Judge
Judge of Probate Court
Coroner
Surveyor

Frank Reynolds
Sonya Little
Shannon Wallace
Ellen McElyea
David Cannon, Jr.
Tony Baker
Patty Baker
Michelle Homier
Alan Jordan
Dee Morris
Jennifer Davis
John B. Sumner
Todd Hayes
James Drane
Keith Wood
Earl Darby
Ron Wikle



THE 2020 HAPPENINGS



Charlie's Christmas Wish is a movie filmed entirely in Cherokee County and includes locations in **Canton and Ball Ground.**

Cherokee County Office of Economic Development's Initiatives:


- 1) **"Be Pro Be Proud"** is a hands on mobile workshop brought to the county to encourage a new generation of skilled technical workers .
- 2) **"Virtual Cherokee Career Expo"** A virtual interactive event to connect top notch prospects with over 20 employers.



WellStar Health System opened the new **Cherokee Health Park** at Holly Springs, located off I-575 and Sixes Road. The **Health Park** is a four-story, 112,000 square foot facility and offers integrated care services, including **primary care, specialty physicians, urgent care and rehabilitation and follow-up** in one location.



Cherokee County is a **"Camera Ready Community."** 53+ Works, 22 TV episodes, 7 ads and promos, and 4 feature films were filmed in **Cherokee County** during 2020.



Ozark is an Emmy winning original Netflix series, which premiered its third season in 2020. All three seasons were filmed primarily in Cherokee county.



Stephen King's The Outsider was made into a HBO series. Portions of the series were filmed at Canton's Riverview Cemetery and Legion Field.



In 2020, the Cherokee County Office of Economic Development purchased **50 acres** in Canton with plans to develop its **4th corporate park**. Inalfa Roof Systems, one of the county's largest manufacturers is located at the county's Cherokee 75 corporate park.



During 2018-2019 Northside Hospital-Cherokee opened a new **8th floor adding an additional 40 beds**, a **five-story 125,000-square-foot** medical office building and completed a two-story expansion of the **Woman's Center and neonatal intensive care unit**. In 2020, NH-C announced another expansion, adding **2 additional** floors to its main patient tower and **expanding the ER Department**.

CHEROKEE ACHIEVEMENTS

COVID- 19 Response

The COVID-19 pandemic presented new challenges for the County in 2020. County personnel developed creative ways to maintain high service levels for our citizens:

\$1M+ CARES Act funds put back in the Community

65k Masks distributed to the community

\$175k to Bethesda Community Clinic for mobile testing unit

ARC grant used to help Senior Center Clients



The Senior Center found inventive ways to deliver and check on their homebound clients



Certified as ARC Green Community

FIRE & EMS Awards

- Fire Training Center has ISO 2 Rating
- Top 2% in the Country of Public Protection Fire Departments.

Fire Department

- The **North Canton Fire Station #9** was opened
- Added **6 new Ambulances** and **6 new Fire Engines**
- Recruited **30 new Firefighters**, **21 new Paramedics**

SHERIFF'S OFFICE

The Sheriff's Office has earned the "Triple Crown" recognition through the **National Sheriff's Association – CALEA, NCCHC, and ACA.**

Only the top **2%** in the nation earned this award, which means only **1** of every **46** Sheriff's offices.

Lowest Crime rate in the 11 county Metro region @ 4.71% of which only .02% were violent.

64 New Hires- **51** Sworn and **13** Civilian

RECREATION & PARKS

The National Alliance for Youth Sports recognized Cherokee Recreation & Parks Agency as an elite "Better Sports for Kids Quality Program Provider". This honor is the benchmark for outstanding organizations for having met a number of high standards when it comes to administering youth sports.

AA+

Investment Rating

FINANCE

GFOA Certificate of Achievement for Excellence in Financial Reporting

GFOA Distinguished Budget Presentation Award

GFOA Award for Outstanding Achievement Popular Annual Financial Reporting

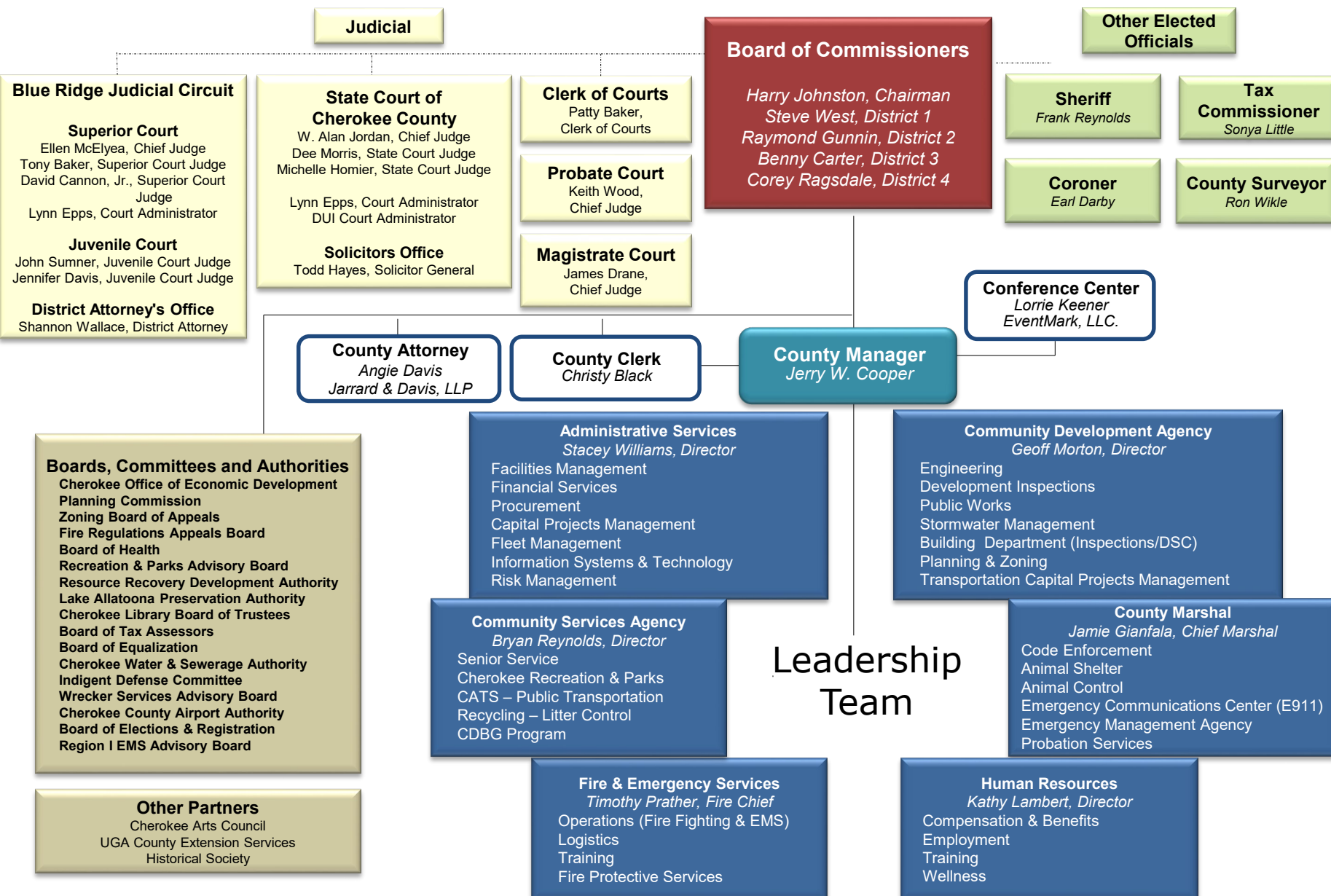
MARSHAL'S OFFICE

The **Marshal's Office**, nationally accredited and certified, responded to 8,752 calls for service

THE E-911 CENTER

Re-certified as a **Nationally Accredited 911 communications center**. It is **only 1 of 9** in the state and **1 of 99** in North America.

ORGANIZATIONAL CHART



PUBLIC SAFETY

DID YOU KNOW?

A new Visitation Center was opened at the Adult Detention Center which houses 36 public VT terminals and 6 Private (Attorney) Consultation VT terminals.

Animal Control responds to calls for all the cities in Cherokee County

You can find County ordinances online at www.municode.com.

AVERAGE RESPONSE TIME

00:07:29

Law Enforcement

00:06:09

Fire & Emergency Services

| | |
|---|----------------|
| Sworn Officers | 388 |
| Firefighters/EMTS/Paramedics | 385 |
| Total Fire Incidents | 517 |
| Structure Fires | 139 |
| All Other Fire Incidents | 378 |
| Total EMS Incidents | 19,169 |
| All Other Incidents | 7,996 |
| Ambulance Transports | 12,901 |
| Code Enforcement Complaints | 8,752 |
| Animal Control Complaints | 3,163 |
| E-911 Calls for Service | 238,638 |
| New Misdemeanor Probation Cases | 713 |
| Adopted, Reclaimed, or Rescued Animals | 1,373 |



PUBLIC WORKS



The County maintains
1,243 miles of paved
roadways. In 2020, our
Public Works crews
resurfaced **30** miles.



70 Bridges/Culverts
58 Traffic Signals

CATS Transportation

21,986 riders
on the Fixed Route System

Demand Response Service

58,898 riders

682 Meals on Wheels Deliveries

2 County Recycling Locations

43,988 Customers served

Recycling **352** tons of glass, **183** tons of
Metal, and **793** tons of paper, plastic, and
cardboard



DID YOU KNOW?

Upcoming Projects in 2020

- Univeter Road at New Light Road and Pinecrest Road intersections improvement and traffic signal
- Canton Road sidewalk – Cobb County line to Stockwood Drive
- Union Hill Road over Mill Creek bridge replacement
- SR 140 at East Cherokee Drive intersection improvement
- Woodstock Road at Victory Drive roundabout
- Wiley Bridge Road at Cox Road roundabout
- Batesville Road at Sugar Pike Road roundabout
- Union Hill Road at Lower Union Hill Road roundabout
- Holbrook Campground Road at County Line Road/Birmingham Road roundabout
- SR 140 at Sugar Pike Road traffic signal
- Trickum Road reconstruction – Sycamore Lane to Cobb County line
- Hames Road reconstruction

100 County facilities are maintained by
Property Maintenance with a total square
footage of
+/- 1 Million

Stormwater Inspected **2,105**

structures and **110** miles of pipe and ditch.

Maintained and repaired
886 structures, **26,218** feet of pipes.

6,435 Development Inspectors inspected
sites for development/construction.

RECREATION & PARKS



Making Life Better in Cherokee County by Preserving our Parks and Facilities While Creating More Active and Healthier Communities through Recreation



Average Homeowner paid just \$8.61 for maintenance and operations of county parks and recreation programs in FY2020

- Over 3.4 Million Visits to Parks and Program Participations
- Total Park Acres **2,443**
- Total Park Acres per 1,000 Residents **9.6**
- Events hosted in County Parks & Facilities **82**
- Operating Expense per Acre **\$2,160**
- Cost Recovered through Earned Revenue **52%**

The National Average for Public Recreation Agencies recovery is less than 25%

DID YOU KNOW?

Combined, 82 baseball/softball, lacrosse tournaments and swim meets had more than \$10.5 Million impact on the local economy.

Source: Data collected from tournament & meet organizers and Georgia Department of Tourism.

4,159 Acres Protected as Current & Future Parks

- Completed Cherokee County Recreation, Parks, Green Space & Trails Master Plan
- Added Outdoor Programming and More Therapeutic Program Opportunities
- Opened the Monument at Cherokee Veterans Park
- Added an outdoor Fitness Court at Hobgood Park
- Expanded the Playground at Cherokee Veterans Park
- Added a New Pavilion at Cherokee Veterans Park



COMMUNITY DEVELOPMENT/INDUSTRY MIX

INDUSTRY GROWTH / INVESTMENT

ALMOST

\$155,000,000 IN INVESTMENT

19+ New locations/Existing locations Industry Expansions

**53+ Works
Filmed**

600+ Businesses supported during the Pandemic



DID YOU KNOW?

The Cherokee County Airport is able to accommodate private jets.

Cherokee County is part of the Atlanta Regional Commission (ARC).

365 plans were submitted for site plan approval.



Map of Atlanta Regional Commission

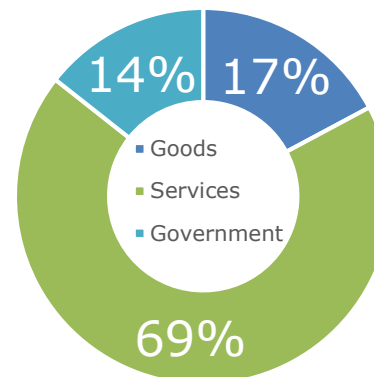
5218

Business Licenses issued

673

New Business Licenses

INDUSTRY MIX



The industry mix was relatively unchanged from 2014 to 2020. From 2000 to 2018, Cherokee's population grew 86.0% which created significant construction opportunities.

Note: At printing of this report the 20 County Industry Mix had not been published so 2018 is being used instead. We anticipate only minor changes when it is published.

CHEROKEE'S FUND BALANCES

FUND BALANCE GROWING

GENERAL FUND

The General Fund is one of the three major funds and the general operating fund of the County. It supports the regular day-to-day operations. Fund balance has grown to 48.57% of 2020 expenditures.

FIRE DISTRICT FUND

The Fire District Fund is another major fund which is primarily supported by property taxes for the operations of the fire department. At fiscal year-end 2020, the total fund balance totaled 29.77% of expenditures.

SPLOST FUNDS (SALES TAX)

The SPLOST Funds (Special-Purpose Local-Option Sales Tax) comprise the third major fund. These funds account for collections of the SPLOST Tax. Capital project spending is dependent on the progress of construction. The fund collects sales tax revenue each month, if it is not spent in the current year, the balance will accumulate and carryforward, so the projects will be completed in future years.

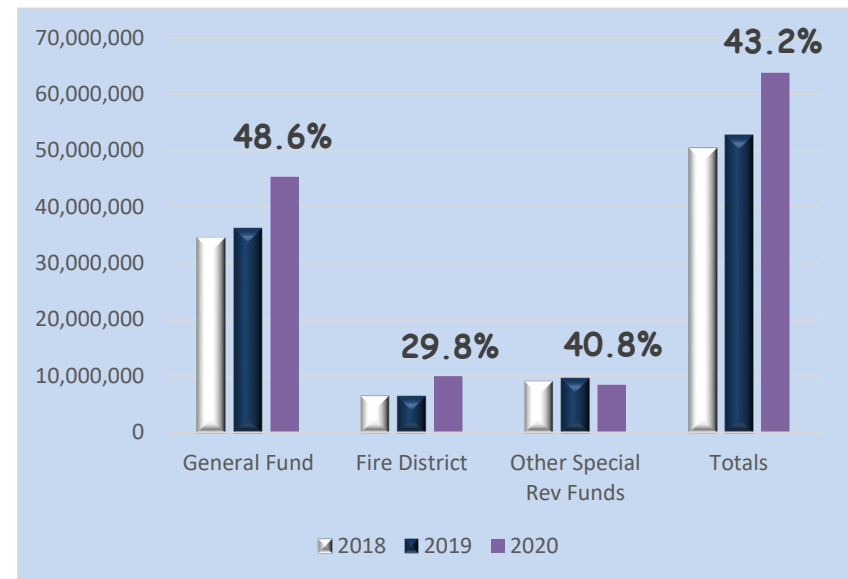
OTHER SPECIAL REVENUE FUNDS

This category is a combination of all other special revenue funds. This does not include any construction or debt funds. These are the other funds that are needed in running the County. They include the E911 Fund, Hotel/Motel Tax Fund, Community Development Block Grant (CDBG) Fund, Parks and Recreation Fund, Law Library Fund, and many other funds related to the Judicial and Public Safety sections of the County. At year-end 2020 the total fund balance of these Funds was 40.81% of expenditures.

Total Fund Balances are

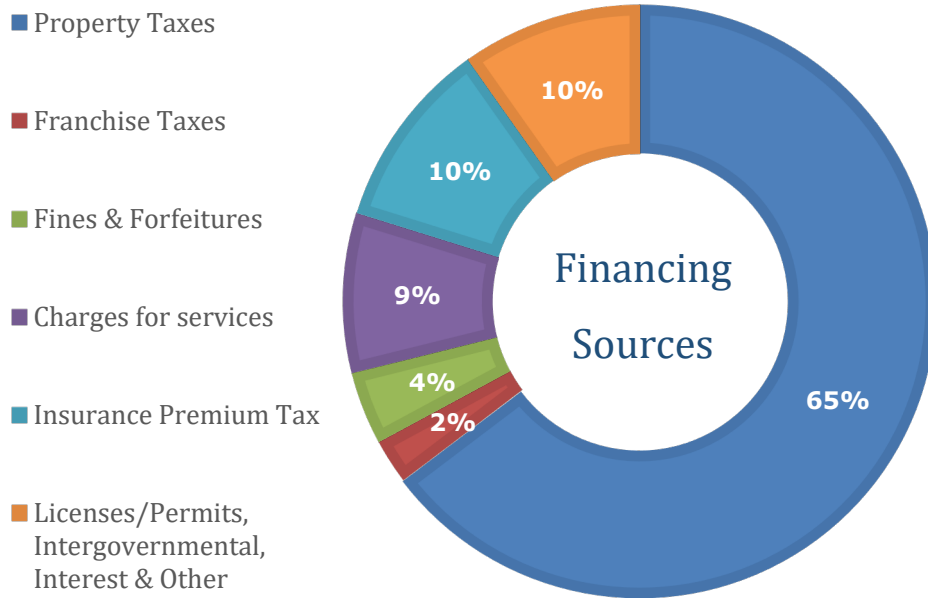
43.21% of Expenditures of the 2 major operating funds and special revenue funds

FY2020 BALANCES



GENERAL FUND

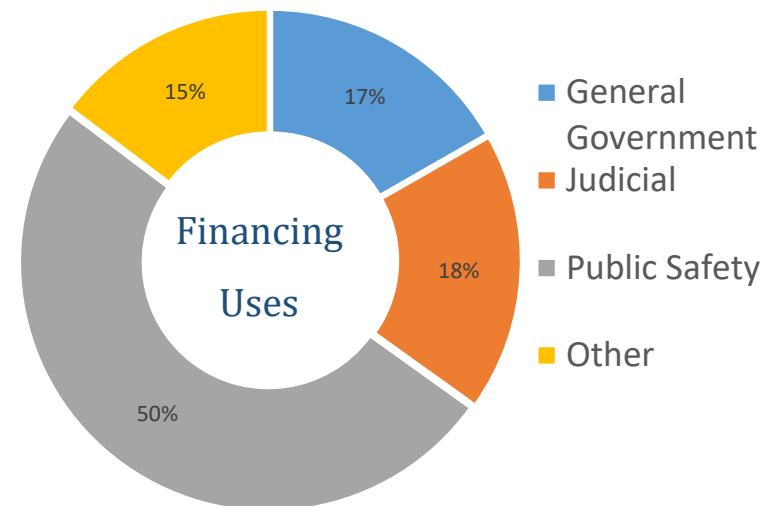
The General Fund is the County's primary operating fund. It accounts for all financial resources of the general government, except those required to be accounted for in another fund.



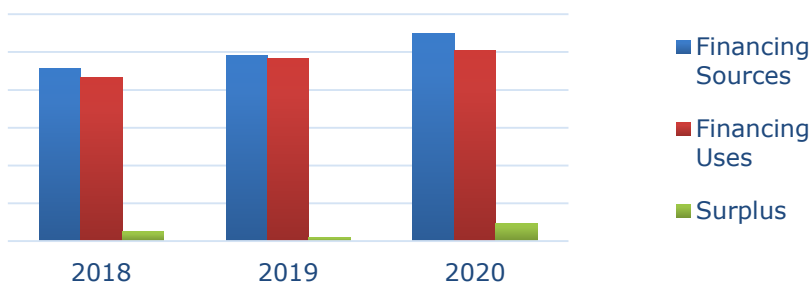
After the County collects taxes and other revenue, the monies must be spent efficiently to provide services to our citizens and businesses. The expenditures of the General Fund are classified by the type of service provided:

- | | |
|-----------------------------|----------------------------------|
| General Government | Culture & Recreation |
| Judicial Services | Housing & Development |
| Public Safety | Capital Outlay |
| Public Works | Intergovernmental |
| Health & Welfare | Debt Service |

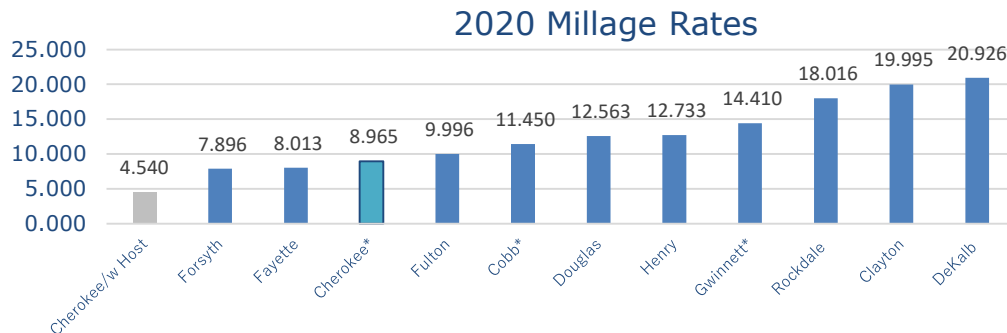
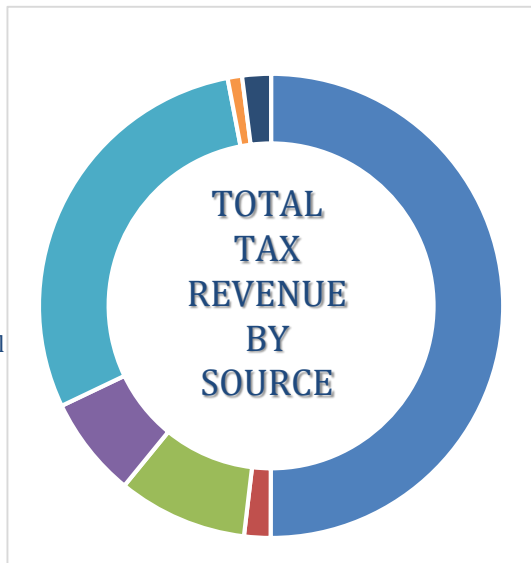
WHERE YOUR MONEY GOES



REVENUE VS. EXPENSES



MAJOR TAXES ASSESSED BY THE COUNTY



* Indicates Counties without 1 cent sales tax (LOST or HOST) Counties with this tax must reduce property tax rates, resulting in lower Millage rates.

AD VALOREM TAX / TAVT

The TAVT (Title Ad Valorem Tax) fee was implemented in 2013 and generated new revenue for the County's General Fund, but this fee eliminated sales tax on vehicle sales.

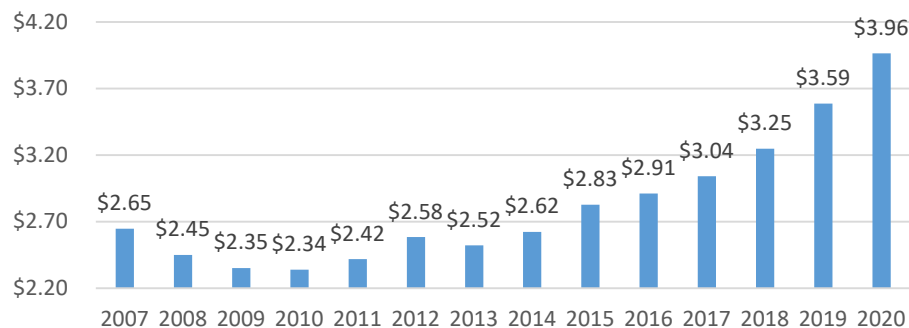
SALES TAX

SPLOST tax revenue peaked in 2007 but decreased from 2008 until 2010 because of the economic downturn. The revenue began to increase and 2015 taxes exceeded the 2007 totals. The total is now increasing each year. The amount collected in 2020 was 35.8% greater than the 2007 total.

PROPERTY TAX

Property taxes are recognized as revenues in the fiscal year for which they are collected, thus the 2019 taxes collected beginning in September were for the 2020 fiscal year beginning October 1. The 2019 Tax Digest increased 7.56% with 4.55% due to new growth. In August 2020, the County did a partial rollback of the M&O millage rate. Cherokee County has the third lowest combined millage rate in the metro-Atlanta area.

Average Monthly SPLOST Collections



WHERE DOES YOUR PROPERTY TAX DOLLAR GO?



\$0.69
Cherokee County
School District

\$0.18
Cherokee County

\$0.12
Cherokee County Fire
& Emergency Services

\$0.01
Cherokee County Parks



Median value of a home in FY2020 was \$285,100* compared to \$274,200 in FY2019

Taxes on a \$285,100 home in FY 2020

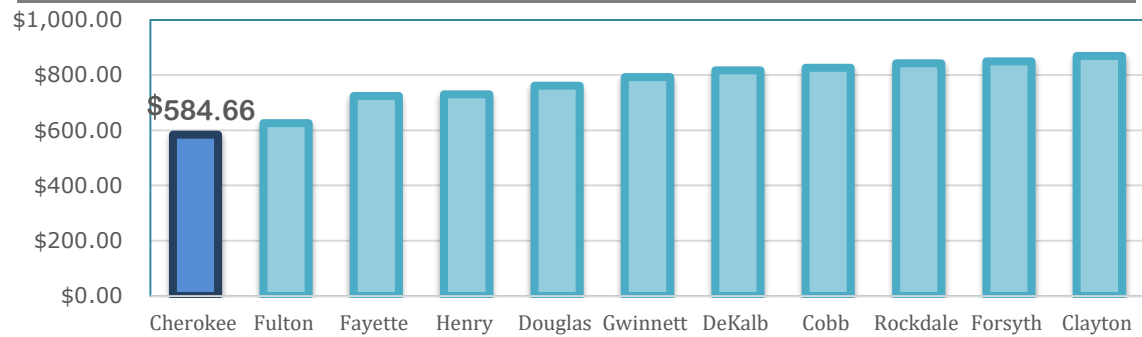
| | |
|-------------------|-----------------|
| County | \$568.32 |
| Fire | \$375.42 |
| Parks Bond | \$ 52.57 |
| Year Total | \$996.31 |

The average taxpayer paid **\$2.73** per day which is less than the price of **1** large cup of freshly brewed **coffee**.

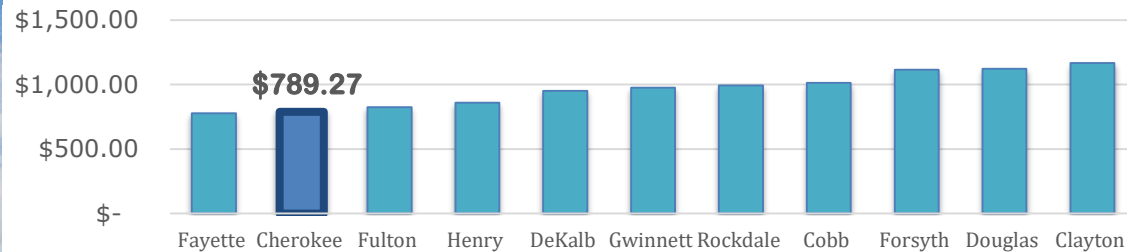
*Source: Cherokee County Tax Assessor

PER CAPITA COMPARISONS

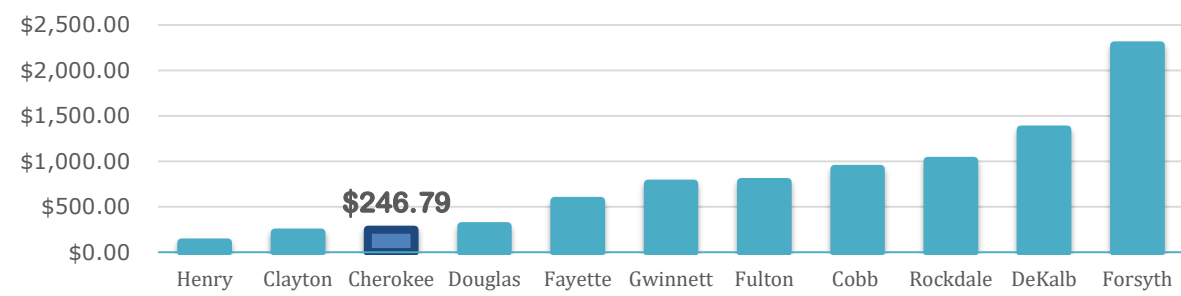
TAXES PER CAPITA



EXPENDITURES PER CAPITA



LONG TERM DEBT PER CAPITA



Source: Per Capita information is based on 2019 ACFR for all counties listed, as not all 2020 ACFR were available.

FINANCIAL REVIEW OF FISCAL YEAR

Governmental Funds (e.g. General Fund, E-911 Fund, etc.)

Figures presented in millions. Totals subject to rounding

| | FY 2018 | FY 2019 | FY 2020 |
|---|----------------|----------------|----------------|
| Revenues: | | | |
| Property Taxes | \$89.9 | \$96.0 | \$104.8 |
| Insurance Premium Taxes | 10.0 | 10.7 | 11.4 |
| Sales and Use Taxes | 39.0 | 43.6 | 47.9 |
| Other Taxes (Alcohol, Franchise, Other) | 3.9 | 4.1 | 4.0 |
| Licenses and Permits | 3.3 | 2.7 | 3.1 |
| Intergovernmental | 12.4 | 14.3 | 24.7 |
| Fines and Forfeitures | 6.8 | 6.1 | 5.6 |
| Charges for Services | 19.3 | 20.8 | 20.7 |
| Investment Earnings | 2.0 | 3.4 | 1.6 |
| Contributions and Donations | 0.4 | 0.2 | 0.2 |
| Other Revenues | 1.4 | 1.7 | 1.4 |
| Total Revenues: | \$188.4 | \$203.7 | \$225.4 |
| Expenditures: | | | |
| General Government | \$16.0 | \$15.1 | \$16.0 |
| Judicial | 17.7 | 19.8 | 19.9 |
| Public Safety | 73.4 | 81.1 | 90.2 |
| Public Works | 10.8 | 12.2 | 11.3 |
| Health and Welfare | 3.0 | 3.2 | 3.6 |
| Culture and Recreation | 7.6 | 7.8 | 7.4 |
| Housing And Development | 5.0 | 5.5 | 5.7 |
| Capital Outlay | 13.3 | 13.3 | 48.0 |
| Intergovernmental | 10.4 | 12.7 | 16.4 |
| Debt Service | 7.5 | 11.5 | 9.5 |
| Total Expenditures: | \$164.7 | \$208.3 | \$228.0 |
| Excess (deficiency) of Revenues over (under) Expenditures | \$23.7 | -\$4.7 | -\$2.7 |
| Total other financing sources (uses) | -\$.6 | -\$2.2 | -\$2.8 |
| Net Changes in Fund Balances | -\$23.1 | -\$6.9 | -\$5.5 |
| Beginning Fund Balances | \$104.5 | \$127.6 | \$120.7 |
| Ending Fund Balances | \$127.6 | \$120.7 | \$115.2 |

The Financial Review section is designed to provide details on the financial health and stability of Cherokee County. Included within this section are discussions of major revenue sources and major expenditure categories, analysis of fund balances, analysis of net position and significant financial trends. Information contained within this section is intended to provide the reader with an increased level of understanding of how available resources are utilized to provide services to the Citizens of Cherokee County.

During fiscal year 2020, the county's governmental funds reported a combined ending fund balance of \$115.2 million, which indicates a decrease of \$5.5 million from the prior year. This decrease in fund balance is attributed to SPLOST revenue that has been accumulating, now in the process of being spent on an addition to the jail. This decrease is somewhat offset by an increase in the General Fund as a result of the Cares Act money received.

Proprietary Funds (EMS, Conference Center, w Internal Service Funds)

Figures presented in millions. Totals subject to rounding

The County's proprietary funds reported a combined ending net position of \$1.7 million which was a decrease of \$.1 million from 2019. The EMS and Conference Center fund balance declined \$.1 million while the internal service funds for fleet and healthcare fund balance remained the same.

Sources: Cherokee County Comprehensive Financial Report for the respective Fiscal Year

Statement of Revenues, Expenditures & in Changes in Fund Balances (Governmental Funds)

Statement of Revenues, Expenditures & in Changes in Net Position (Proprietary Funds)

| | FY 2018 | FY 2019 | FY 2020 |
|--|---------------|---------------|---------------|
| Operating Revenues: | | | |
| Charges for Services | \$21.4 | \$21.6 | \$26.6 |
| Miscellaneous Revenue | 1.9 | 0.6 | 2.0 |
| Total Operating Revenues: | \$23.3 | \$22.2 | \$28.6 |
| Operating Expenses: | | | |
| Personal Services | \$6.3 | \$6.1 | \$8.9 |
| Contractual Services | 2.6 | 2.5 | 3.0 |
| Claims Paid | 14.0 | 14.1 | 19.4 |
| Supplies | 1.4 | 1.3 | 1.6 |
| Depreciation | 0.5 | 0.5 | 0.5 |
| Total Operating Expenditures: | \$24.8 | \$24.4 | \$33.4 |
| Operating Income (Loss) | -\$1.5 | -\$2.2 | -\$4.8 |
| Non-Operating Revenues | | | |
| Gain (Loss) on disposal of capital asset | 0.0 | \$0.0 | -\$0.1 |
| Non capital grants | 0.0 | 0.0 | 0.1 |
| Total Non-Operating Revenues | \$0.0 | \$0.0 | \$0.0 |
| Capital Contributions | 0.0 | 0.0 | 1.3 |
| Transfers-in | 1.6 | 2.3 | 3.4 |
| Changes in Net Position | \$0.1 | \$0.1 | -\$0.1 |
| Beginning Net Position as restated | \$3.7 | \$3.5 | \$1.8 |
| Ending Net Position | \$3.8 | \$1.8 | \$1.7 |

REVENUES AND EXPENDITURES

Revenues

For fiscal year ending September 30, 2020, the County's revenues for all Governmental Funds totaled \$225.4 million, which was \$21.7 million higher than FY2019. There were several factors contributing to this increase:

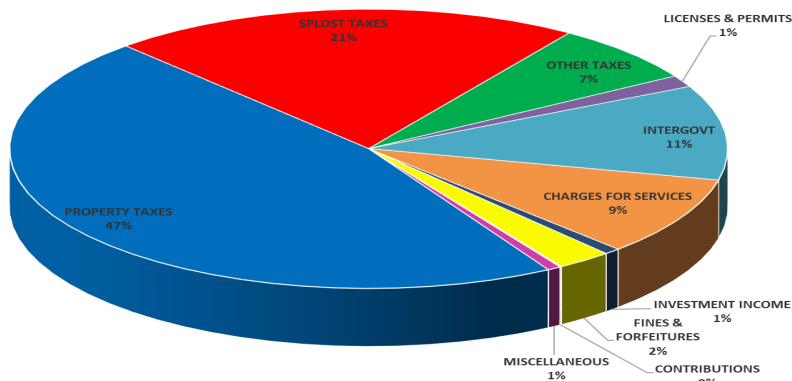
Property tax revenue increased \$8.8 million. Cherokee County Commissioners approved a full rollback of millage rates in 2019. The increase in property taxes was due to a 4.55% increase in new growth and higher TAVT receipts.

Sales tax revenue also increased \$4.3 million in 2020. Sales tax has been steadily increasing due to the building and opening of many new retail centers such as the Outlet Shoppes of Atlanta, located in Woodstock, Bass Pro Shop, and the Canton Exchange.

Intergovernmental revenue increased from \$14,317,096 in 2019 to \$24,750,636 in 2020, or \$10,433,540. The majority of this increase was due to the \$9+ million that the county received through the CARES Act which was enacted by Congress because of the COVID 19 pandemic. The county also receives funds from the state for road projects., which usually increases each year.

The **Insurance Premium tax** increased \$0.7 million in 2020.

2020 Total Governmental Fund Revenues - \$225,357,747



Expenditures

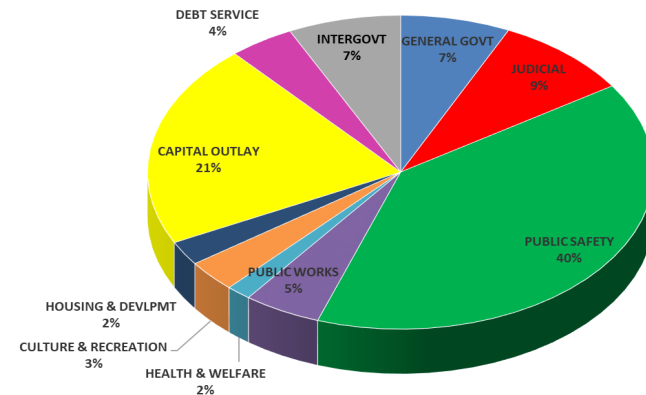
For fiscal year ending September 30, 2020, the County's governmental funds expended \$228 million. Expenditures within Government Funds increased \$19.7 million between 2019 and 2020. Major variances include the following:

\$8.6M of the increase was in **Capital Outlay** expenditures as \$22M was spent as the Adult Detention Center expansion continued. Fire expenditures of \$2.7M included land for a new fire station in Yellow Creek, 4 new ambulances, and 2 new fire trucks. Other major expenditures included Law Enforcement vehicles \$1.5M, Road/Bridge/Intersection projects \$1.2M, and Economic Development Land purchase of \$2.9M.

Public Safety increased spending \$9.1 million. All employees received a 3% COLA and the cost of health and pension benefits increased. All Public Safety employees received additional hazard pay due to the pandemic. The Fire Department added 7 new positions to upgrade existing stations, which began in 2019. Inmate medical costs increased \$3M.

General Government increased expenditures \$881,825 from 2019. This increase covered the 3% COLA for all employees, increased Health Insurance costs and higher retirement plan contributions.

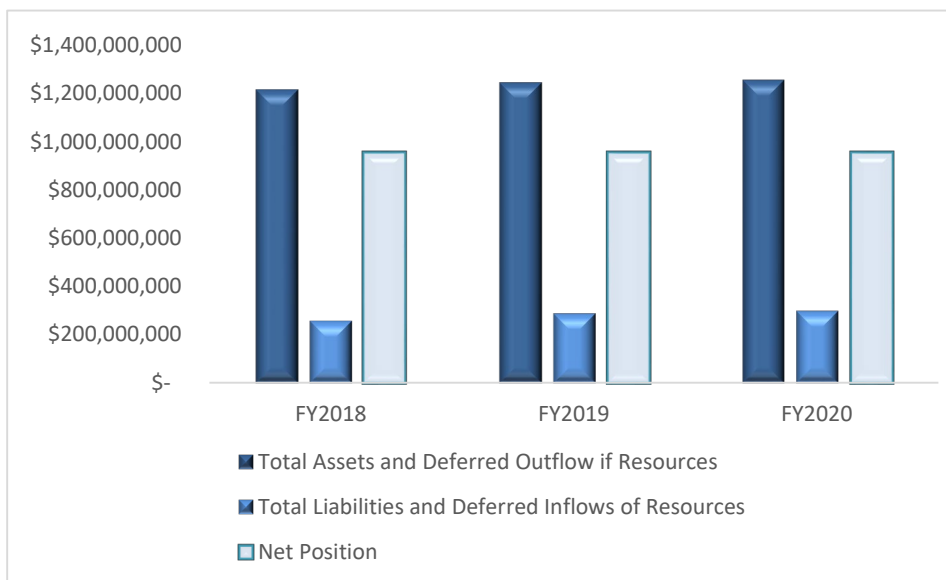
2020 Total Governmental Fund Expenditures \$228,048,816



STATEMENT OF NET POSITION AS OF SEPTEMBER 30, 2020

| | FY 2018 | FY 2019 | FY 2020 |
|--------------------------------|----------------------|----------------------|----------------------|
| Total Assets | \$1,180,187,236 | \$1,185,558,765 | \$1,199,077,901 |
| Deferred Outflows of Resources | 34,625,062 | 58,168,129 | 55,773,955 |
| Total Liabilities | (163,491,617) | (190,345,907) | (196,142,837) |
| Deferred Inflows of Resources | (94,740,416) | (97,903,982) | (102,848,789) |
| Net Position | \$956,580,265 | \$955,477,005 | \$955,860,230 |

The **Statement of Net Position** is designed to provide readers with a broad overview of Cherokee County's governmental and business-type activities, in a manner similar to a private sector business. This statement presents the difference between the County's Assets and Deferred Outflows of Resources from Liabilities and Deferred Inflows of Resources as Net Position.



The County's Assets and Deferred Outflows recognized an increase during the year ending September 30, 2020 of \$11 million. This change can be attributed to an increase in the Property Tax receivable (increase in Tax Digest), the increased investment in Capital Assets, and a decrease in deferred outflows related to the pension plan. The County's Liabilities and Deferred Inflows increased by \$10.7 million which was due to increased Pension/OPEB liabilities and the increase in property taxes that were deferred.

DEFINITION OF KEY TERMS

| | | | |
|-------------|--|-------------------------------|---|
| Assets | Any resource owned by the County. May be tangible or intangible. Includes cash, investments, buildings, and roads. | Deferred Outflow of Resources | A consumption of net assets by the government that is applicable to a future reporting period. An example of a deferred outflow is a grant paid in advance of meeting the timing requirement. |
| Liabilities | Future spending of revenue as a result of past transactions and other past events. Liabilities are reported on a balance sheet and are divided into two categories: <ul style="list-style-type: none"> Current liabilities: These liabilities are reasonably expected to be liquidated within a year. Long-term liabilities: These liabilities are reasonably expected not to be liquidated within a year. | Deferred Inflow of Resources | An acquisition of net assets by the government that is applicable to a future reporting period. An example of a deferred inflow of resources are taxes received in advance of the period for which they are levied. |
| | | Net Position | Total assets minus total liabilities of either the County as a whole or for a specific fund (e.g. EMS and Conference Center). |

CAPITAL IMPROVEMENTS/6-YEAR CIP

CAPITAL IMPROVEMENT PROJECTS UNDER CONSTRUCTION COMPLETED DURING FISCAL YEAR 2020

Public Works Projects

Completed

- SR 140 at Lower Burriss Rd/Puckett Creek Rd with traffic signal
- Union Hill Rd over Mill Creek Bridge replacement
- Earney Road reconstruction
- Canton Rd & Copper Creek Dr sidewalks
- 30 Miles of Roadways resurfaced

Under Construction

- SR 140 at East Cherokee Dr Improvements
- SR 140 at Sugar Pike Road traffic signal
- Woodstock Rd at Victory Dr Roundabout
- Univeter Rd at New Light Rd with traffic signal
- Univeter Rd at Pinecrest Rd
- Lower Dowda Mill Rd over Sharp Mtn Creek Bridge
- Bells Ferry Widening/Bridge Replacement
- Ball Ground Truck Bypass

Equipment

- Caterpillar D3 Dozer
- Tymco 600 Street Sweeper
- (2) Warren AC-2400 Salt Spreaders
- Rebuild Caterpillar 140H Motor Grader
- (1) Rebuild International Tandem Dump Truck

Community Service Projects

Completed

- Senior Center Addition with New Pocket Park
- Pavilion at Cherokee Veterans Park
- Additional bleachers at JJ Biello Park

In Design

- LB Ahrens Recreation Center Phase 1

Public Safety Projects

- Video Inmate Visitation Center was created
- Purchased 15 Sheriff vehicles
- Work Continued on Jail Expansion, completion in 2021
- EMS purchased 6 new ambulances
- Fire purchased 6 new Engines
- New Fire Station #9 opened
- Land was purchased for New Fire Station #15

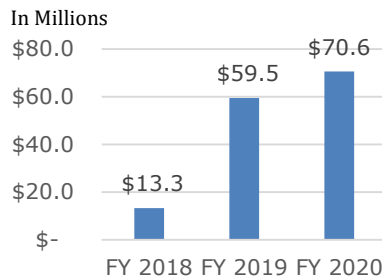


Plans for Justice Center Expansion Began

The Adult Detention Center Construction



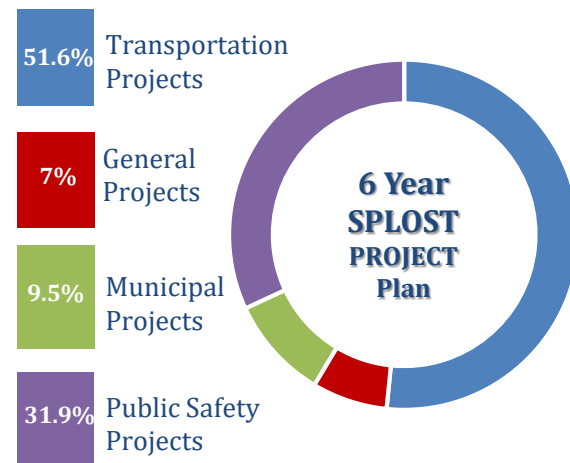
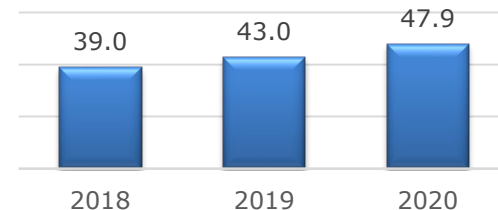
The chart to the right displays a 3 year history of the County's expenditures for capital assets and infrastructure. The amount spent in 2020 was \$70.6M. This is \$11.1M more than was spent in Fiscal Year 2019. The reason for this increase was timing of projects. Revenue has been collecting in SPLOST 2012 for the construction of the jail expansion. During 2020 construction continued on the jail and greatly increased the amount of expenses for the year.



\$253 million SPLOST

The SPLOST Funds account for sales tax collections and project expenses. Most of the County's capital projects are funded by SPLOST funds. These funds collect sales tax revenue each month, if this revenue is not spent in the current year, the balance will accumulate and carryforward, and the projects will be completed in future years.

Annual Growth % From 2014 to 2020 6% Projection for 2021



Source: Cherokee County, Annual Comprehensive Financial Report for the respective Fiscal Year, Statement of Revenues, Expenditures & Changes in Fund Balance (Governmental Funds).



Government Finance Officers Association

Award for
Outstanding
Achievement in
Popular Annual
Financial Reporting

Presented to

Cherokee County Board of Commissioners

Georgia

For its Annual Financial Report
for the Fiscal Year Ended

September 30, 2019

Christopher P. Morrill

Executive Director/CEO

Cherokee County



**Cherokee County
Board of Commissioners**

1130 Bluffs Parkway

Canton, GA 30114

(678) 493-6000

www.cherokeega.com

